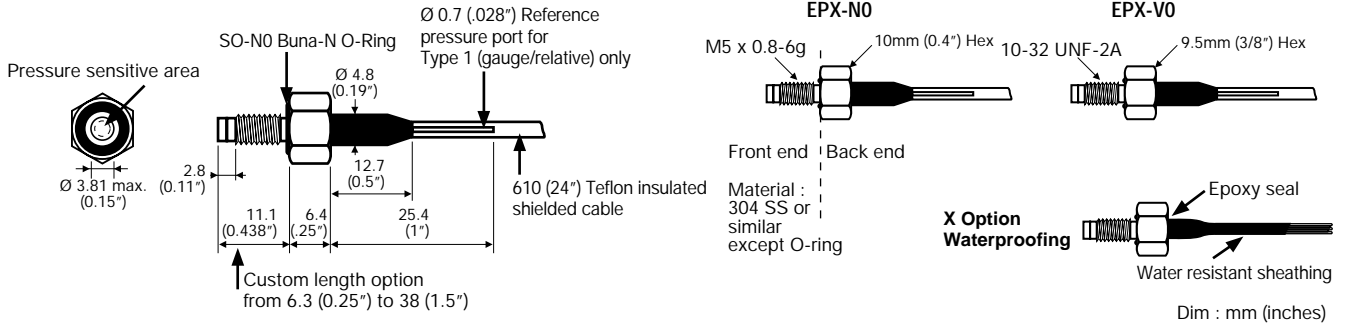


EPX Series Pressure Sensors

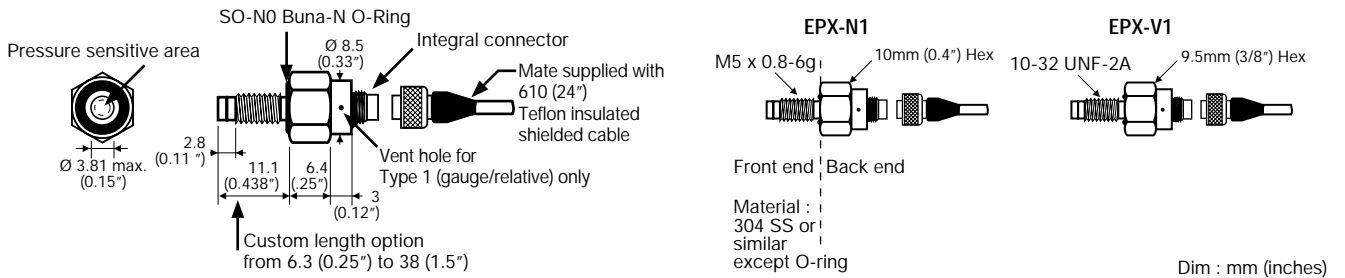
Miniature Threaded - Stainless Steel Diaphragm



EPX-N0 and EPX-V0



EPX-N1 and EPX-V1



EPX Series

PSI RANGES "FS" (Note 1)	BAR RANGES "FS" (Note 1)	PRESSURE LIMIT	RESONANT FREQUENCY nom. (Note 2)	OUTPUT "FSO" nom.	CNL&H (%FSO)	THERMAL ZERO SHIFT /50°C (/100°F)	G SENS. (%FSO/g)
5	0.35	10 XFS	45 KHz	15 mV	±1 %	±1 mV	0.015
10	0.7	5 XFS	50 KHz	25 mV	±1 %	±1 mV	0.007
15	1	3.5 XFS	65 KHz	30 mV	±1 %	±1 mV	0.0048
25	1.5	2 XFS	65 KHz	50 mV	±1 %	±2 %FSO	0.003
50	3.5	2 XFS	75 KHz	75 mV	±1 %	±2 %FSO	0.0016
100	7	2 XFS	80 KHz	125 mV	±½%	±1½ %FSO	0.0012
250	15	2 XFS	120 KHz	125 mV	±½%	±1½ %FSO	0.0006
500	35	2 XFS	150 KHz	125 mV	±½%	±1½ %FSO	0.0004
1000	70	2 XFS	200 KHz	125 mV	±½%	±1½ %FSO	0.0003
2500	150	1.6 XFS	300 KHz	125 mV	±½%	±1½ %FSO	0.0002
5000	350	1.2 XFS	450 KHz	125 mV	±½%	±1½ %FSO	0.0001

Notes: ¹ Vented (gauge/relative), Sealed or Absolute Pressure References 1, 2 or 3. Temperatures expressed in °F for PSI Ranges and °C for BAR Ranges. ² Useful frequency is 20% of Resonant Frequency.

EXCITATION: 10VDC
 IMPEDANCE IN: 1200Ω nom. typ.
 IMPEDANCE OUT: 350Ω nom.
 NON-REPEATABILITY: ± ¼ % FSO
 THERMAL SENSITIVITY SHIFT (TSS): ±2%/50°C (±2%/100°F)
 OPERATING TEMPERATURE: -40°C to 120°C (-40°F to 250°F)
 COMPENSATED TEMPERATURE: 20°C to 80°C (70°F to 170°F) Option Z2: 0°C to 60°C (32°F to 140°F)
 ZERO OFFSET AT 21°C (70°F): ±10 mV typ.
 PRESSURE REFERENCES: **1 = Vented (gauge/relative)**
 2 = Sealed at 1 atmosphere
 3 = Absolute (Zero offset to 0 pressure absolute)

■ "Off-The-Shelf" Stocking Program

 www.entran.com	EPX PRESSURE SENSORS Miniature Threaded Stainless Steel Diaphragm	Entran Sensors & Electronics USA: Fairfield, NJ UK: Garston, Watford, Herts, England Europe: Les Clayes-sous-Bois, France		
		SPECIFICATION	ISSUE	PAGE
		EPXS0001U	PB0	1 of 2

EPX specifications continued ...

Options and Accessories:

COMPENSATED TEMPERATURE RANGES:

STANDARD	=	20°C to 80°C (70°F to 170°F)
Z0	=	-40°C to 20°C (-40°F to 70°F)
Z1	=	-20°C to 40°C (0°F to 100°F)
Z2	=	0°C to 60°C (32°F to 140°F)
Z4	=	40°C to 90°C (100°F to 200°F)
Z*	=	Non-standard, contact Entran

5 WIRE BRIDGE WIRING FOR ADJUSTABLE ZERO OFFSET ON EPX-N0 AND EPX-V0 ONLY:

5 = 5 Wire

EXCITATION VOLTAGE:

STANDARD = 10VDC

V00	=	Replace "00" with Excitation between 1 and 10. If less than 10, Sensitivity (FSO) will decrease accordingly.
V*	=	Non-standard Excitation with standard FSO and non-standard TSS, contact Entran.

SPECIAL CABLE LENGTH:

L00F	=	Replace "00" with total length in feet.
L00M	=	Replace "00" with total length in meters.

CUSTOM LENGTH HEX TO TIP:

0000I	=	Replace "0000" with thread length in inches between 0.25" and 1.5" (Ex: .250I).
0000M	=	Replace "0000" with thread length in millimeters between 6.3mm and 38mm (Ex: 7.5M).

WATERPROOFING CABLE EXIT FOR EPX-N0 AND EPX-V0 ONLY:

X = Short term waterproofing.

CONNECTOR WIRED TO CABLE:

C	=	Microtech type male or equivalent (w/o mate)
RS	=	RJ Telephone type male (w/o mate)
RQ	=	Pins to mate with MM50 screw terminals

MATING CONNECTORS FOR CONNECTOR OPTIONS:

See Cable and Connector Bulletins

EXTRA O-RINGS FOR EPX:

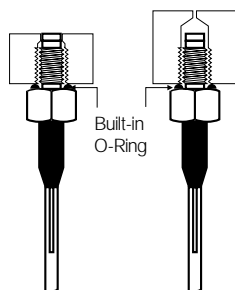
SO-N0 = BUNA-N SO-N2 = Viton SO-N3 = Teflon

Model Number construction:

EPX Series	-	N0 Body	-	1 Reference	-	Z Range	-	B Units	-	/RS/L3M/7.5M/Z2 Options
		N0		1		(K used for 1000 Ex: 1K)		B = BAR P = PSI		C, RS or RQ L00F or L00M 0000I or 0000M
		V0		2						V1 thru V10 or V* X Z0, Z1, Z2, Z4 or Z*
		V1		3						5

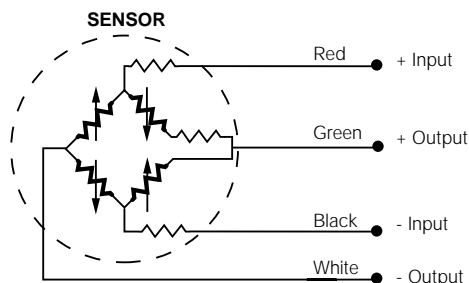
"Off-The-Shelf" Stocking Program

Installation:



Recommended installation torque

FS ≤ 3.5 bar (50 psi)	: 0.6 m.N (5 In-Lbs)
FS > 3.5 to 35 bar (50 to 500 psi)	: 1.2 m.N (10 In-Lbs)
FS > 35 bar (500 psi)	: 1.8 m.N (15 In-Lbs)



Entran®

EPX PRESSURE SENSORS

SPECIFICATION

EPXS0001U

ISSUE

PB0

PAGE

2 of 2