

# Accelerometer Accessories

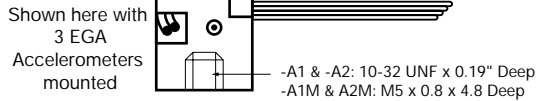



## Triaxial Mounting Blocks, Gaskets & Screws

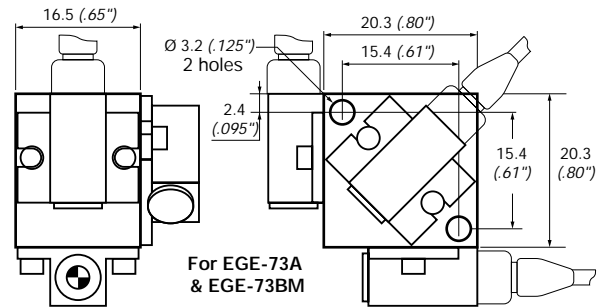
### Triaxial Mounting Blocks (Purchase accelerometers separately)

MTG-A1 & -A1M: For single axis EGA, EGAX and EGAXT-500 to -2500

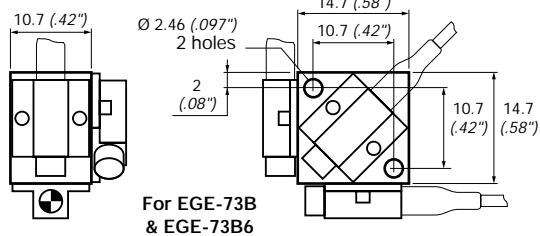
MTG-A2 & -A2M: For single axis EGAXT-5 through -250



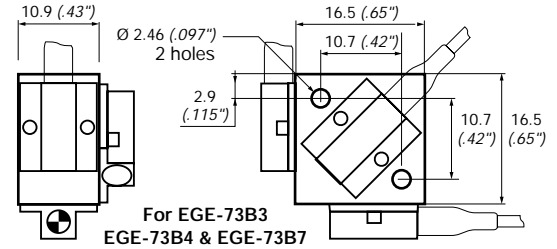
MTG-E1: For single axis EGE-73A & EGE-73BM



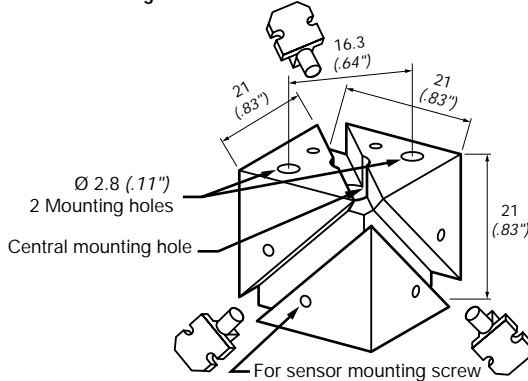
MTG-E2: For single axis EGE-73B and EGE-73B6



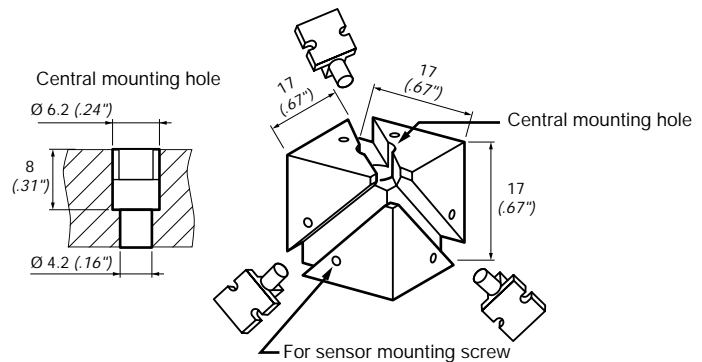
MTG-E4: For single axis EGE-73B3, EGE-73B4 and EGE-73B7



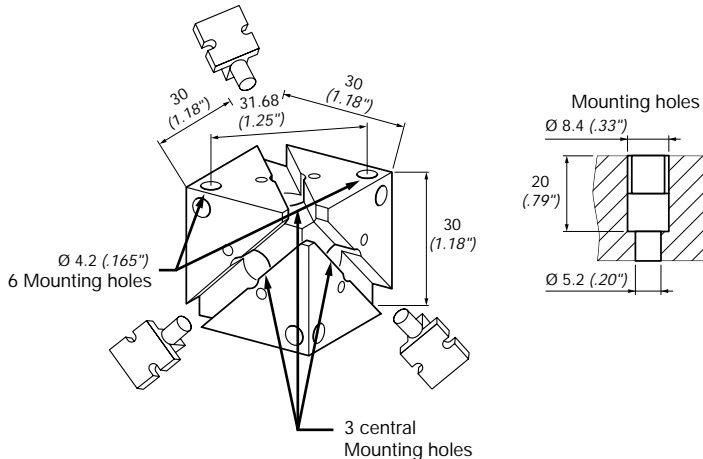
MTG-F2: For single axis EGAS-FS & -FT



MTG-F3: For single axis EGAS-F



MTG-F4: For single axis EGCS-D0



Screws to mount accelerometers  
to mounting blocks are supplied  
with each block.

Dim : mm (inches)

Entran®



www.entran.com

EG ACCESSORIES  
Triaxial Mounting Blocks  
Gaskets & Screws

Entran Sensors & Electronics

USA: Fairfield, NJ

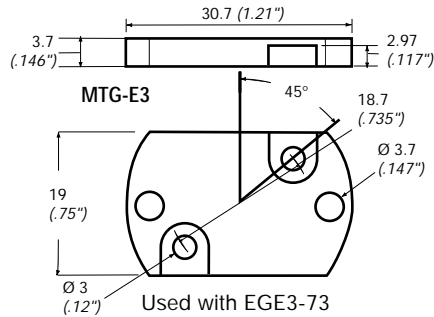
UK: Garston, Watford, Herts, England

Europe: Les Clayes-sous-Bois, France

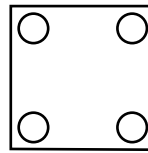
SPECIFICATION	ISSUE	PAGE
EG0S0001U	P02	1 of 2

# EG Accessories continued ...

## Mounting Plates & Gaskets

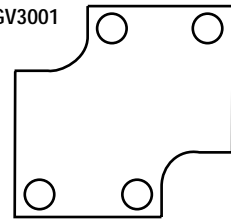


Gasket  
GV1001



GV1001-I for EGE-73C, EGV1-I  
GV1001-G for EGV1-G

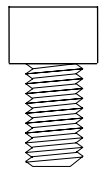
Gasket  
GV3001




Used on Models: EGV3-G

## Screws

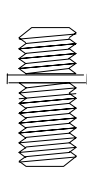
Cap Screw



Set Screw



Double Screw



The use of washers and/or lock washers may be recommended depending upon the application. Some of the conditions to be considered are the magnitude and frequency of vibration, repetitiveness of shocks, test duration, thermal cycling and the number of times the accelerometer will be remounted.

MODEL	TYPE	THREAD	LENGTH
S080-1C	Cap	0-80 NF	3/16"
S172-1C	Cap	1-72 NF	3/16"
S256-1C	Cap	2-56 NC	3/16"
S256-2C	Cap	2-56 NC	1/4"
S256-6C	Cap	2-56 NC	3/4"
S256-8C	Cap	2-56 NC	1-1/4"
S440-2C	Cap	4-40 UNC	1/4"
S440-7C	Cap	4-40 UNC	1"
S440-9C	Cap	4-40 UNC	1-1/2"
S632-6C	Cap	6-32 UNC	3/4"
S632-7C	Cap	6-32 UNC	1"
S632-9C	Cap	6-32 UNC	1-1/2"
S1032-D	Double	10-32 UNF	
S1032-4S	Set	10-32 UNF	1/2"
S1032-6C	Cap	10-32 UNF	3/4"
S1032-9C	Cap	10-32 UNF	1-1/2"
SM01403-5C	Cap	M1.4 x 0.3	5 mm
SM204-6C	Cap	M2 x 0.4	6 mm
SM204-16C	Cap	M2 x 0.4	16 mm
SM305-8C	Cap	M3 x 0.5	8 mm
SM305-12C	Cap	M3 x 0.5	12 mm
SM305-25C	Cap	M3 x 0.5	25 mm
SM305-40C	Cap	M3 x 0.5	40 mm
SM407-16C	Cap	M4 x 0.7	16 mm
SM407-30C	Cap	M4 x 0.7	30 mm
SM407-40C	Cap	M4 x 0.7	40 mm
SM508-40C	Cap	M5 x 0.8	40 mm
SM508-D	Double	M5 x 0.8	
SM508-12S	Set	M5 x 0.8	12 mm

### ACCELEROMETER

EGA-F
EGA2-C
EGA2-CM
EGA3- & C
EGA3-CM & M
EGA3-F
EGAS-F, FS & FT
EGAS3-C
EGAS3-CM
EGAX-F & EGAXT-F>250
EGAXT-F-5 to 250
EGAXT3- & C
EGAXT3-M & CM
EGAXT3-F
EGCS-A1, B1, D1C & D1S
EGCS-A1M, B1M, D1CM & D1SM
EGCS-A2, B2 & D2
EGCS-A4, B4 & D4
EGCS-D0
EGCS3
EGE-73A & BM
EGE-73B, B3 & B4
EGE-73C, CC & CS
EGE-73CM, CMC & CSM
EGE3-73
EGI-B
EGM-B4 & D4
EGM-D0
EGP-B8 & EGP3-B4
EGS-F
EGS-C
EGS-CM
EGV1-F
EGV1-G, -I & EGV3-C
EGV1-GM, -IM & EGV3-CM
EGV3-F
EGV3-G
EGV3-GM
MTG-A1 & A2
MTG-A1M & A2M
MTG-E1
MTG-E2 & E4
MTG-E3
MTG-F2
MTG-F3
MTG-F4

### SCREW

SCREW	Qty
S080-1C or SM01403-5C	2
S1032-4S	1
SM508-12S	1
S1032-4S	1
SM508-12S	1
S256-2C or SM204-6C	2
S172-1C or SM01403-5C	2
S1032-4S	1
SM508-12S	1
S080-1C or SM01403-5C	2
S256-1C or SM204-6C	2
S1032-4S	1
SM508-12S	1
S256-2C or SM204-6C	2
S1032-4S	1
SM508-12S	1
S440-7C or SM305-25C	2
S440-7C or SM305-25C	4
S440-2C or SM305-8C	2
S632-9C or SM407-30C	2
S256-1C or SM204-6C	2
S080-1C or SM01403-5C	2
S1032-4S or S1032-D	1
SM508-12S or SM508-D	1
S440-2C	2
S080-1C or SM01403-5C	2
S440-7C or SM305-25C	4
S440-2C or SM305-8C	2
S440-9C or SM305-40C	4
S080-1C or SM01403-5C	2
S1032-4S	1
SM508-12S	1
S080-1C or SM01403-5C	2
S1032-4S	1
SM508-12S	1
S256-2C or SM204-6C	2
S1032-4S	1
or S1032-9C or SM508-40C	2
SM508-12S	1
or S1032-9C or SM508-40C	2
S1032-4S	1
SM508-12S	1
S440-7C or SM305-25C	2
S256-6C or SM204-16C	2
S632-6C or SM305-16C	2
S632-7C or SM305-16C	1
S256-8C or SM25045-25C	2
S632-6C or SM305-16C	1
S1032-6C or SM407-16C	1
S632-9C or SM407-40C	2

Entran®

EG ACCESSORIES

SPECIFICATION

EG0S0001U

ISSUE

P03

PAGE

2 of 2