

Programmable level transmitters

PTM/N



Technical Specifications

Pressure measuring range (mH2O)

	1 ... 5	> 5 ... 20	> 20 ... 250
Overpressure	3 bar	3 x FS (≥ 3 bar)	3 x FS
Burst pressure	> 200 bar	> 200 bar	> 200 bar
Accuracy, (1), (\pm % FS)	$\leq \pm 0.25$	$\leq \pm 0.1$	$\leq \pm 0.1$
Thermal shift, (\pm % FS/$^{\circ}$C)			
Zero point 0...70 $^{\circ}$ C	≤ 0.06	≤ 0.03	≤ 0.015
Zero point -25...85 $^{\circ}$ C	≤ 0.08	≤ 0.04	≤ 0.02
Span 0...70 $^{\circ}$ C	≤ 0.015	≤ 0.015	≤ 0.015
Span -25...85 $^{\circ}$ C	≤ 0.02	≤ 0.02	≤ 0.02
Total error, (2), (3), (\pm % FS)			
-10...50 $^{\circ}$ C, (typ. / max.)	$\leq 0.15 / 0.3$ (≤ 200 mbar: 0.3 / 0.6)	$\leq 0.15 / 0.3$	$\leq 0.15 / 0.3$
-25...85 $^{\circ}$ C, (typ. / max.)	$\leq 0.65 / 0.7$ (≤ 200 mbar: 0.65 / 0.8)	$\leq 0.65 / 0.7$	$\leq 0.55 / 0.7$
Long term stability, (4)	$\leq 0.5\%$ FS / < 4 mbar	$\leq 0.2\%$ FS / < 4 mbar	$\leq 0.1\%$ FS / < 0.2% FS

(1) Zero based accuracy according to DIN 16086, incl. hysteresis and repeatability at ambient temperature

(2) Total error including accuracy and temperature influences at maximum signal span (16 mA)

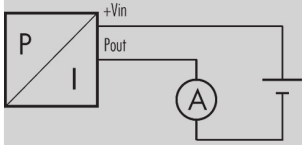
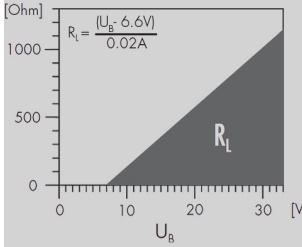
(3) Active compensated

(4) 1 year (typ. / max.), the long term stability can be improved by ageing (burn-in) the sensor

Temperature range

Operating temperature	-5...80 $^{\circ}$ C
Process temperature	-5...80 $^{\circ}$ C
Storage temperature	-10...80 $^{\circ}$ C

Electrical specifications

Resolution	0.025% FS
Output adjustable	
4 mA	-5% FS...105% FS
20 mA	-5% FS...105% FS
Span	25% FS...110% FS (≥ 0.5 mH2O)
Low pass filter	0.1 / 1 / 10 / 30 Hz (standard: 30 Hz)
Power supply	9...30 V DC
Supply influence	< 0.1% FS
Circuit diagram	
Load resistance	
Load influence	< 0.1% FS

Qualifications

	Description	Level	Typical interferences
EN 60068-2-6	Vibration	4g (4...100 Hz / \pm 3.2 mmpp)	
EN 60068-2-27	Shock	100g (impulse duration 6 ms)	
EN 55022	Emission, class B	< 30 dB μ V/m (0.03...1 GHz)	
EN 61000-4-2	Electrostatic discharge	4 kV contact 8 kV air	
EN 61000-4-3	Irradiated RF	10V/m (0.08...1 GHz)	Radio sets, wireless phones
EN 61000-4-4	Transients (burst)	2 kV	Motors, valves
EN 61000-4-5	Surge	10 kA (8 / 20 μ s), (1)	Lightning
EN 61000-4-6	Conducted RF	10 V (0.15...80 MHz, 3 s)	Frequency converters

(1) Only with optional surge (lightning) protection

Physical specifications

Materials	
Transducer	Stainless steel (316L / 1.4435), titanium (Gr. 2), (1)
Housing	Stainless steel (316L / 1.4404), titanium (Gr. 2)
Seals	Viton (Standard), EPDM, Kalrez
Cable	PUR, PTFE, PE

(1) Hastelloy (C-276) on request

Equipment

Overview

10.00.0091	Accessories overview

Interface

101138	PTM - Interface

Software

101224	PC Software V1.50

Additional documents

Manuals

	Article number	Description
10.00.0079	DEB003	Configuration software
10.00.0089	DEB005	User manual

Operating and safety instructions

	Article number
10.00.0137	DMM009

Ordering information

		X. XXXX.	XXXX.	XX.	XXX
Type					
	PTM/N	32			
Pressure type					
	Gauge	1			
	Absolute (vacuum)	2			
Pressure measuring range					
	Any pressure measuring ranges between 0...1 mH ₂ O and 0...250 mH ₂ O available, (1)	XX			
Process connection					
	Closed, (Fig. 1)	55			
	Open, (Fig. 2)	56			
	G 1/4 M, (Fig. 3)	11			
	G 1/2 M, (Fig. 3)	13			
Electrical connection					
	Connectable version, IP 68, (Fig. 4), (2)		07		
	PE cable, IP 67, (3), (4)		13		
	PUR cable, IP 67, (3), (5)		15		
	PTFE cable, IP 67, (3)		21		
Output signal					
	4...20 mA		05		
	4...20 mA surge (lightning) protection		08		
Accuracy					
	≤ ± 0.25 % FS (≤ 5 mH ₂ O)			1	
	≤ ± 0.1 % FS (> 5 mH ₂ O)			2	
Temperature range					
	-5...50 °C compensated (allowed process temperature: -5...50 °C)			4	
Option 1					
	Special oil filling: ASEOL Food (for food applications)				G
	Special oil filling: Halocarbon (for oxygen applications)				H
Option 2					
	Electronics packed in gel: Gauge pressure				C
	Electronics packed in gel: Absolute pressure				D
Option 3					
	Ballast weight				B
	Active compensated				E
	Version titanium				K
	Seals: Viton (standard)				U
	Seals: EPDM				S
	Seals: Kalrez				T
	Aging				Z

(1) mH₂O, mWS, mWC etc. available

(2) Connector with required cable has to be ordered separately (KART100)

(3) Please specify the required cable length and medium

(4) Suitable for drinking water (food approved)

(5) For operating temperature > 50°C, PE or PTFE cable must be used

Technical drawings

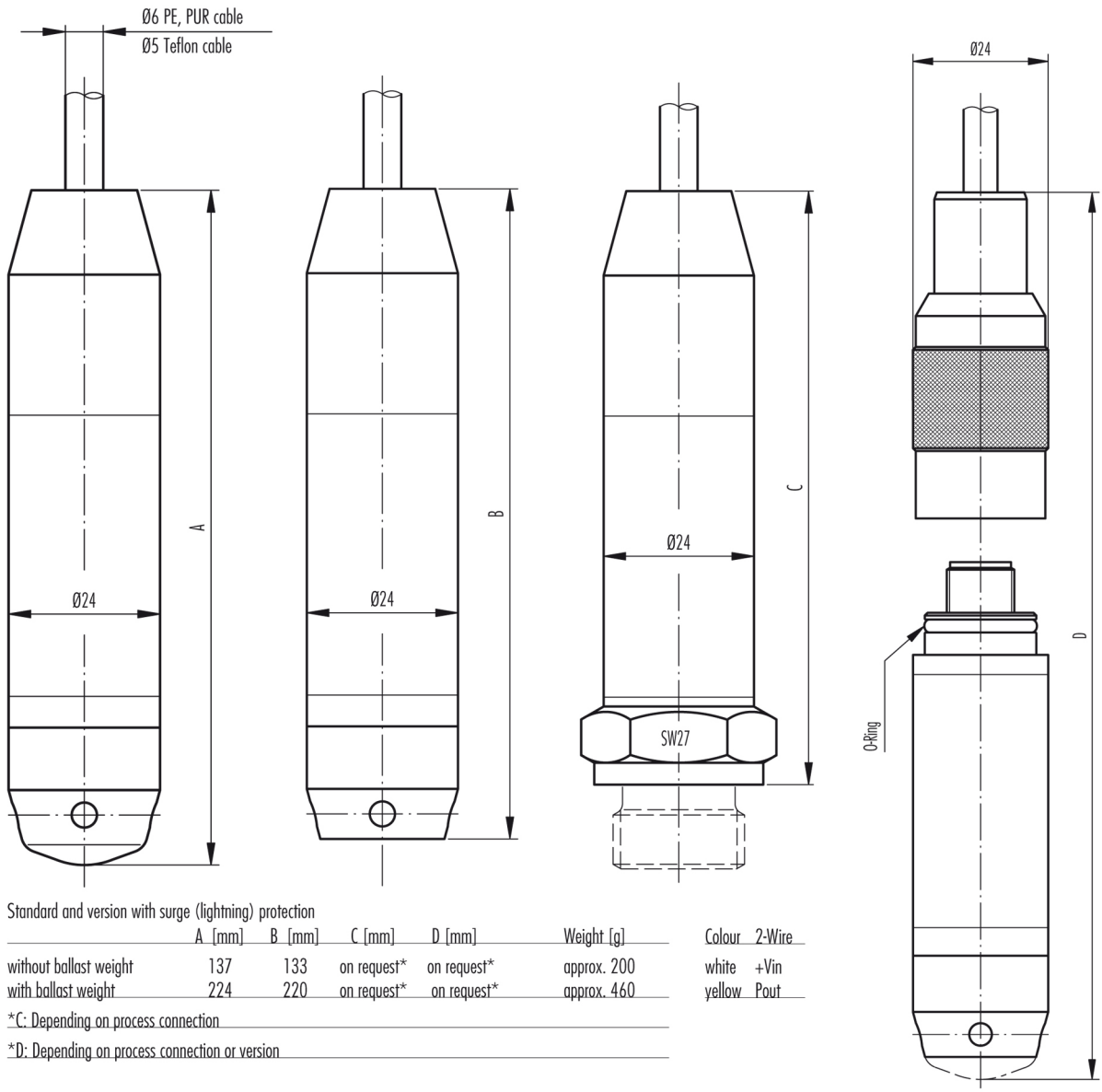
Dimensions

Fig. 1: Closed version

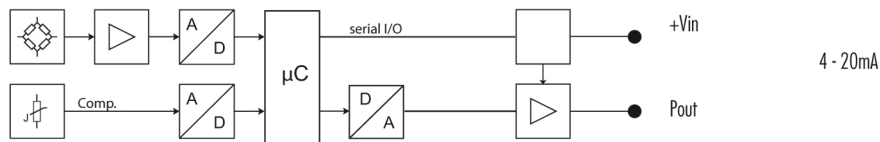
Fig. 2: Open version

Fig. 3: With process connection

Fig. 4: Electrical connection, connectable



Scheme:



Specifications may change without notice.

STS Great Britain:
STS Great Britain Ltd.
Box 3942 | Warwick | CV34 9AE, United Kingdom
contact@stssensors.com | www.stssensors.co.uk

STS Headquarters, Switzerland:
STS Sensor Technik Sirmach AG
Rüthofstrasse 8, 8370 Sirmach, Switzerland
sales@stssensors.com | www.stssensors.com

STS France:
STS France
844 Route de la Caille, 74350 Allonzier la Caille, France
info-fr@stssensors.com | www.stssensors.fr

STS Germany:
STS Sensoren Transmitter Systeme GmbH
Poststrasse 7, 71063 Sindelfingen, Germany
info-de@stssensors.com | www.stssensors.de

STS Italy:
STS Italia s.r.l.
Via Gesù 5, 20090 Opera (Milano), Italy
info-italia@stssensors.com | www.stssensors.it