


Model EGAS3 Accelerometer

Miniature Design
DC Response
10,000 g Overrange Stops
Broad Temperature Range



The Model EGAS3 is a cube-shaped, triaxial accelerometer with frequency response to 3500 Hz. Operating from 15 Vdc, this unit features a transverse sensitivity of 2% MAX and damping of 0.7. Overrange stops ensure survivability of the unit under extreme shock conditions while its temperature performance offers a minimal zero shift of ± 1 mV per 50°C. With rugged, shielded cables, these units are well-suited for a wide range of high-impact studies.

FEATURES

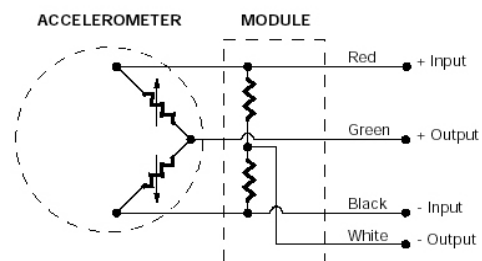
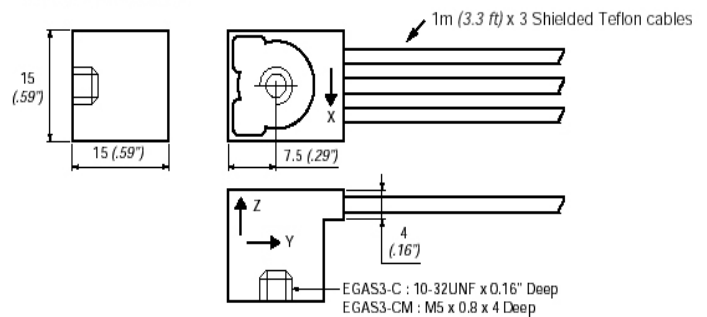
- Small Size
- Static and Dynamic Measurement
- Frequency Response through 3500 Hz
- 2% Transverse Sensitivity
- Damping Ratio 0.7

APPLICATIONS

- Sports and recreation
- Modeling
- Biodynamics
- Pedestrian Crash Testing

dimensions

EGAS3-C & EGAS3-CM



Model EGAS3 Accelerometer

performance specifications

All values are typical at 25°C and at 15 Vdc excitation unless otherwise stated. Measurement Specialties, Inc. reserves the right to update and change these specifications without notice. Standard product parameters are described in PSC-1004 for Plug & Play DC Accelerometers.

Parameters											
DYNAMIC											
Range(g)		5	10	25	50		100	250	500	1000	2500
Sensitivity (mV/g)		20	10	4	2		1	0.4	0.2	0.1	0.04
Frequency Response (Hz)		0-150	0-200	0-400	0-600		0-900	0-1300	0-1750	0-2500	0-3500
Resonance (Hz)		300	400	800	1200		1800	2600	3500	5000	7000
Non-Linearity (%)							±1				
Transverse Sensitivity (% MAX)							2				
Zero Acceleration Output (mV)							±15				
Thermal Zero Shift (50°C/100°F)							±1.0mV				
Thermal Sensitivity Shift (50°C/100°F)							±2.5%				
Damping Ratio (Nominal)							0.7				
ELECTRICAL											
Voltage Excitation (Vdc)							15				
Input Resistance (Ohms)							1300				
Output Resistance (Ohms)							1500				
Cable Output Connections											
	Red						+IN				
	Black						-IN				
	Green						+OUT				
	White						-OUT				
PHYSICAL											
Case Material							Aluminum				
Cable Connections							1 m x 3 Shielded Teflon cables				
Weight (grams)							<=8				
Mounting							Stud Mount				
ENVIRONMENTAL											
Shock Limit for Sensitive Axis							10,000				
Operating Temperature (°C/°F)							-40 to 120/-40 to 250				
Compensated Temperature (°C/°F)							20 to 80/70 to 170				

The information in this sheet has been carefully reviewed and is believed to be accurate; however, no responsibility is assumed for inaccuracies. Furthermore, this information does not convey to the purchaser of such devices any license under the patent rights to the manufacturer. Measurement Specialties, Inc. reserves the right to make changes without further notice to any product herein. Measurement Specialties, Inc. makes no warranty, representation or guarantee regarding the suitability of its product for any particular purpose, nor does Measurement Specialties, Inc. assume any liability arising out of the application or use of any product or circuit and specifically disclaims any and all liability, including without limitation consequential or incidental damages. Typical parameters can and do vary in different applications. All operating parameters must be validated for each customer application by customer's technical experts. Measurement Specialties, Inc. does not convey any license under its patent rights nor the rights of others.

ordering info

EGAS3 -C	10	/50	/50	/Z1/L2M/RS	COMPENSATED TEMP. RANGE	STANDARD	=20°C to 80°C
Series	Housings	Range	Range	Options applied to all axes	5 WIRE BRIDE WIRING	Z*	=Non-standard
EGAS3	-C, -CM	(For all axes If Y and Z are blank)		C or RS	EXCITATION VOLTAGE	5	=5 wire
				LOOF or LOOM	SPECIAL LEAD LENGTH	STANDARD	=15 VDC
				V1 thru V15 or V*	SPECIAL MODULE LOCATION	LOOF	= "00" digits for feet
				Z1, Z2, Z4 or Z*		L00M	= "00" digits for meter
						M00F	= "00" digits with distance between sensor and module in feet or meters
						M00M	=Microtech type male or equivalent (w/o mate)
					CONNECTOR WIRED TO LEADS	C	