

85 Flush Mount



- 316L SS
- Flush Diaphragm
- 0 - 100mV Output
- Absolute and Gage
- Temperature Compensated

DESCRIPTION

The 85 Flush Mount is a small profile, media compatible, piezoresistive silicon pressure sensor packaged in a 316L stainless steel housing. The 85 Flush Mount is designed for o-ring mounting where the diaphragm must not be shrouded by weld ring or fitting.

The sensing package utilizes silicon oil to transfer pressure from the 316L stainless steel diaphragm to the sensing element. A ceramic substrate is attached to the package that contains laser-trimmed resistors for temperature compensation and offset correction. An additional laser trimmed resistor is included which can be used to adjust an external differential amplifier and provide span interchangeability to within $\pm 1\%$.

FEATURES

- O-Ring Flush Mount
- 0°C to 70°C Compensated Temperature Range
- $\pm 0.1\%$ Pressure Non Linearity
- $\pm 0.75\%$ Temperature Performance
- $\pm 1.0\%$ Interchangeable Span (provided by gain set resistor)
- Solid State Reliability

APPLICATIONS

- Dialysis Machines
- Infusion Pumps
- Medical Systems
- Pressure Transmitters
- Level Systems

STANDARD RANGES

Range	psig	psia
0 to 15	•	•
0 to 30	•	•
0 to 50	•	•
0 to 100	•	•
0 to 300	•	•
0 to 500	•	•

85 Flush Mount

PERFORMANCE SPECIFICATIONS

Supply Current: 1.5mA

Ambient Temperature: 25°C (unless otherwise specified)

Parameters are specified for the compensated versions only

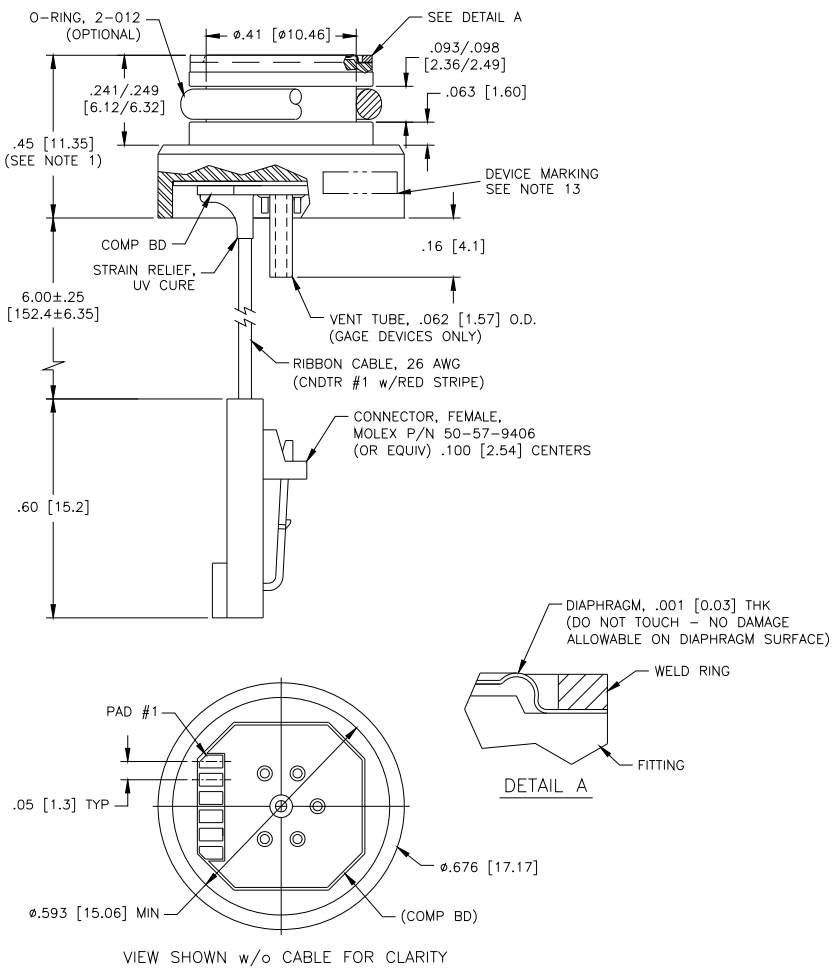
PARAMETERS	MIN	TYP	MAX	UNITS	NOTES
Span	65	100	150	mV	1
Zero Pressure Output	-2		2	mV	
Pressure Non Linearity	-0.1		0.1	%Span	2
Pressure Hysteresis	-0.05	±0.02	0.05	%Span	
Repeatability		±0.02		%Span	
Input Resistance	2000	3500	5800	Ω	
Output Resistance	4000		6000	Ω	
Temperature Error – Span	-0.75		0.75	%Span	3
Temperature Error – Offset	-0.75		0.75	%Span	3
Thermal Hysteresis – Span	-0.25	±0.05	0.25	%Span	3
Thermal Hysteresis – Offset	-0.25	±0.05	0.25	%Span	3
Long Term Stability – Span		±0.1		%Span	4
Long Term Stability – Offset		±0.1		%Span	4
Supply Current	0.5	1.5	2.0	mA	
Insulation Resistance (50Vdc)	50			MΩ	5
Pressure Overload			3X	Rated	
Compensated Temperature	0		70	°C	
Operating Temperature	-20		+125	°C	6
Storage Temperature	-50		+125	°C	6
Weight			13	grams	
Media – Pressure Port	Liquids and Gases compatible with 316L Stainless Steel and Buna-N				7
Media – Reference Port	Compatible with Silicon, Pyrex, Gold, Fluorosilicone RTV and 316L Stainless Steel				

Notes

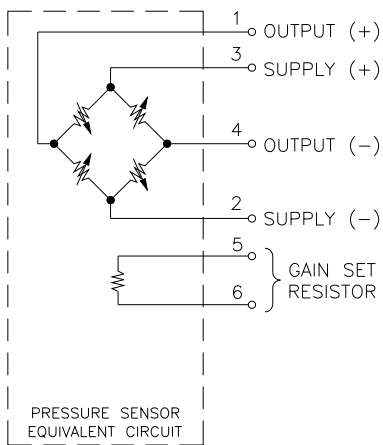
1. Ratiometric to supply current.
2. Best fit straight line.
3. Maximum temperature error between 0°C and 70°C with respect to 25°C.
4. Long term stability over a one year period with constant current and temperature.
5. Minimum resistance between case and pins.
6. Maximum temperature range for product with standard cable and connector is -20°C to +105°C.
7. Gage units not recommended for high vacuum applications. For high vacuum applications consult factory.

85 Flush Mount

DIMENSIONS

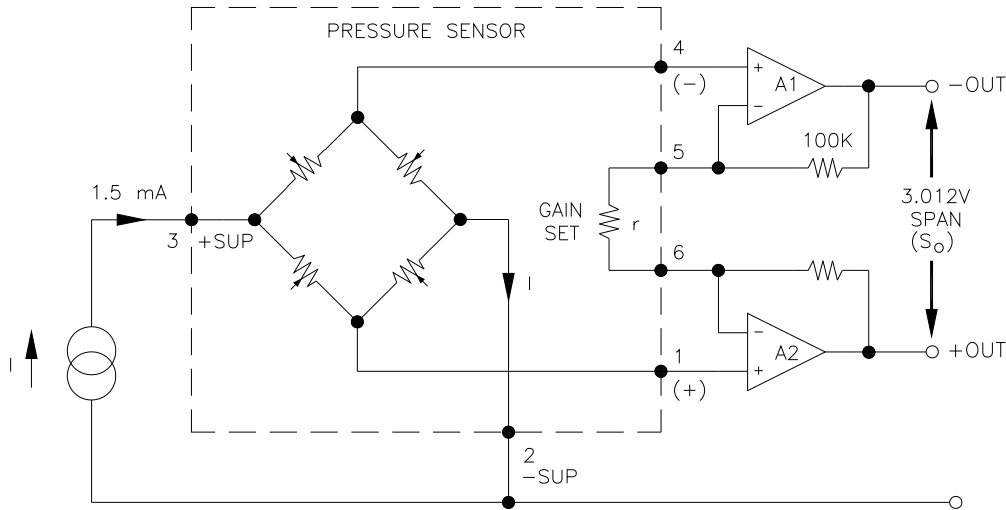


CONNECTIONS



85 Flush Mount

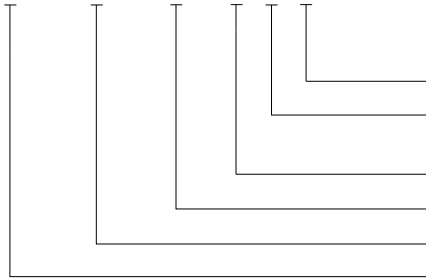
APPLICATION SCHEMATIC



APPLICATION SCHEMATIC

ORDERING INFORMATION

85 - 050 - G - F C T



Vent (T = Tube, Blank = No Tube)
 Electrical (C = Ribbon Cable with Connector, R = Ribbon Cable, P = Solder Pads)
 F = Flush Diagram
 Type (A = Absolute, G = Gage)
 Pressure Range
 Model

NORTH AMERICA

Measurement Specialties
 45738 Northport Loop West
 Fremont, CA 94538
 Tel: 1-800-767-1888
 Fax: 1-510-498-1578
 Sales: pfg.cs.amer@meas-spec.com

EUROPE

Measurement Specialties
 (Europe), Ltd.
 26 Rue des Dames
 78340 Les Clayes-sous-Bois, France
 Tel: +33 (0) 130 79 33 00
 Fax: +33 (0) 134 81 03 59
 Sales: pfg.cs.emea@meas-spec.com

ASIA

Measurement Specialties
 (China), Ltd.
 No. 26 Langshan Road
 Shenzhen High-Tech Park (North)
 Nanshan District, Shenzhen 518057
 China
 Tel: +86 755 3330 5088
 Fax: +86 755 3330 5099
 Sales: pfg.cs.asia@meas-spec.com

The information in this sheet has been carefully reviewed and is believed to be accurate; however, no responsibility is assumed for inaccuracies. Furthermore, this information does not convey to the purchaser of such devices any license under the patent rights to the manufacturer. Measurement Specialties, Inc. reserves the right to make changes without further notice to any product herein. Measurement Specialties, Inc. makes no warranty, representation or guarantee regarding the suitability of its product for any particular purpose, nor does Measurement Specialties, Inc. assume any liability arising out of the application or use of any product or circuit and specifically disclaims any and all liability, including without limitation consequential or incidental damages. Typical parameters can and do vary in different applications. All operating parameters must be validated for each customer application by customer's technical experts. Measurement Specialties, Inc. does not convey any license under its patent rights nor the rights of others.