

13 and 43 1psi



13



43

- PC Board Mountable Pressure Sensor
- 0-100 mV Output
- Current Excitation
- Gage Pressure
- Temperature Compensated

DESCRIPTION

The 13 and 43 are temperature compensated, piezoresistive silicon pressure sensors packaged in a TO-8 configuration. It provides excellent performance and long-term stability.

Integral temperature compensation is provided over a range of 0-50°C using laser-trimmed resistors. An additional laser-trimmed resistor is included to normalize pressure sensitivity variations by programming the gain of an external differential amplifier. This provides sensitivity interchangeability of $\pm 1\%$.

Please refer to the 13 and 43 standard datasheets for information on products with operating pressures greater than 1 psi.

FEATURES

- TO-8 Package
- 0°C to 50°C Compensated Temperature Range
- $\pm 0.3\%$ Non Linearity
- 1.0% Interchangeable Span (provided by gain set resistor)
- Solid State Reliability

APPLICATIONS

- Medical Instruments
- Process Control
- Factory Automation
- Leak Detection
- Level Detection

STANDARD RANGES

Range	psig
0 to 1	•

13 and 43 1psi

PERFORMANCE SPECIFICATIONS

Supply Current: 1.5mA

Ambient Temperature: 25°C (unless otherwise specified)

PARAMETERS	PRESSURE RANGE 0 – 1 psi			UNITS	NOTES
	MIN	TYP	MAX		
Span	65	100	150	mV	1
Zero Pressure Output	-2		2	mV	
Pressure Non Linearity	-0.3	±0.2	0.3	%Span	2
Pressure Hysteresis	-0.05	±0.01	0.05	%Span	
Input & Output Resistance	2500	4400	6000	Ω	
Temperature Error – Span	-1.0	±0.5	1.0	%Span	3
Temperature Error – Zero	-1.0	±0.5	1.0	%Span	3
Thermal Hysteresis – Zero		±0.1		%Span	3
Supply Current		1.5	2.0	mA	
Response Time (10% to 90%)		1.0		mS	4
Output Noise (10Hz to 1kHz)		1.0		μV p-p	
Insulation Resistance (50 Vdc)	50			M Ω	5
Long Term Stability (Offset & Span)		±0.2		%Span	6
Pressure Overload			10	psi	
Compensated Temperature	0		50	°C	
Operating Temperature	-40		+125	°C	
Storage Temperature	-50		+150	°C	
Weight			3	grams	
Solder Temperature	250°C Max 5 Sec.				
Media	Non-Corrosive Dry Gases Compatible with Silicon, Pyrex, RTV, Gold, Nickel, and Aluminum				

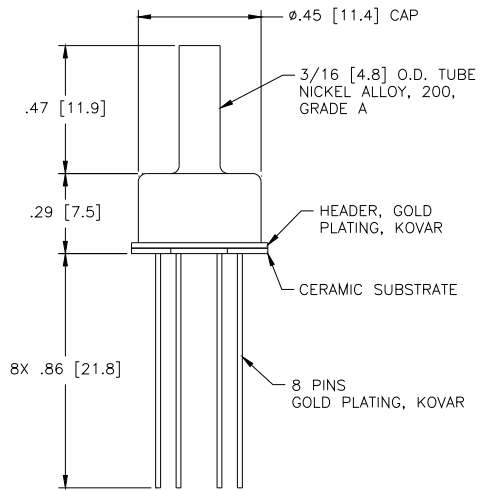
Notes

1. Ratiometric to supply current.
2. Best fit straight line.
3. Maximum temperature error between 0°C and 50°C with respect to 25°C.
4. For a zero-to-full scale pressure step change.
5. Minimum distance between case and pins.
6. Long term stability over a one year period with constant current and temperature.

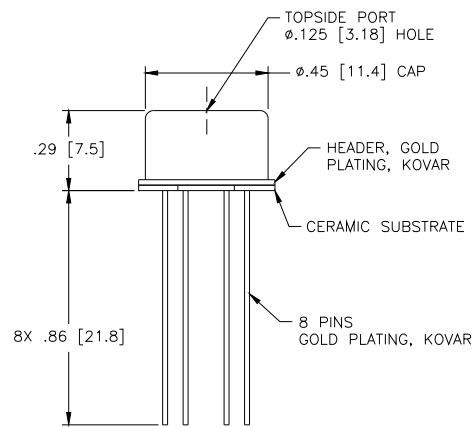
13 and 43 1psi

DIMENSIONS

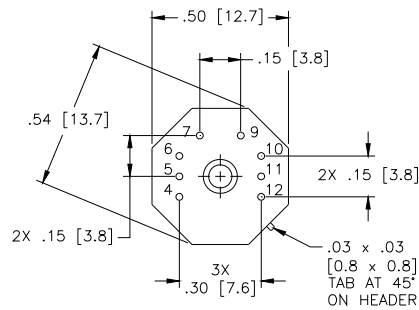
DIMENSIONS ARE IN INCHES [mm]



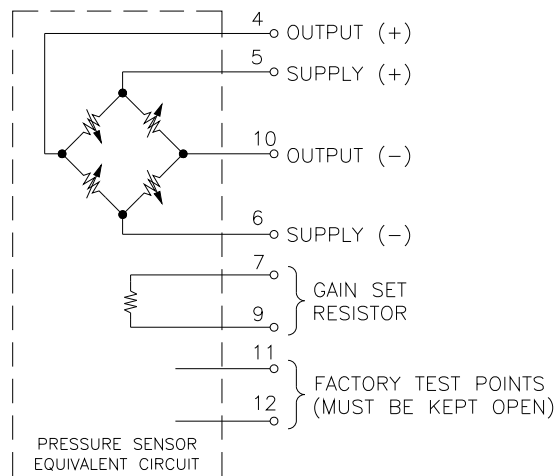
MODEL 13



MODEL 43

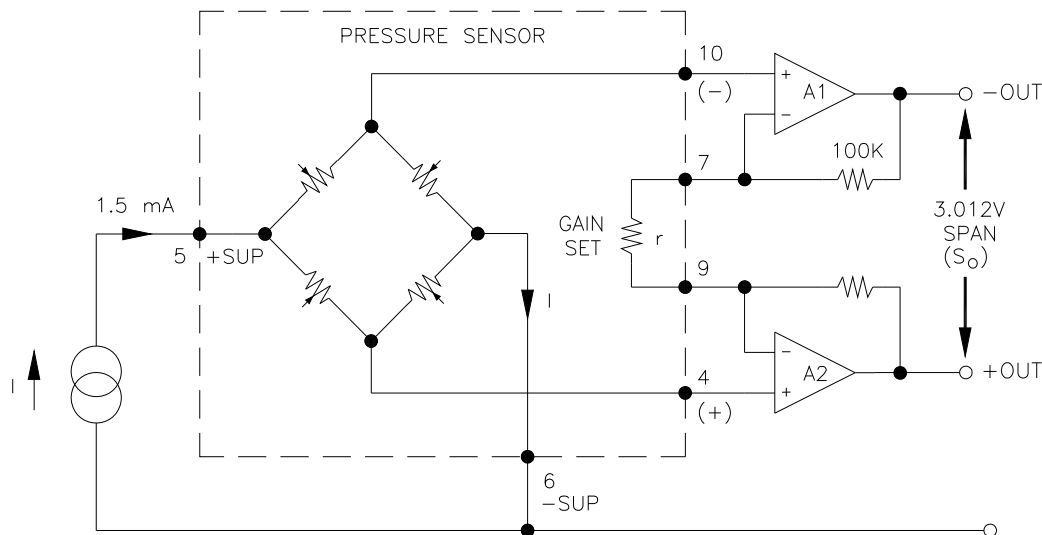


CONNECTIONS



13 and 43 1psi

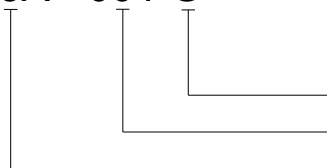
APPLICATION SCHEMATIC



APPLICATION SCHEMATIC

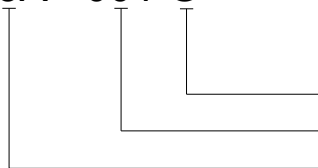
ORDERING INFORMATION

13A - 001 G



Type (G = Gage)
Pressure Range
Model

43A - 001 G



Type (G = Gage)
Pressure Range
Model

NORTH AMERICA

Measurement Specialties
45738 Northport Loop West
Fremont, CA 94538
Tel: 1-800-767-1888
Fax: 1-510-498-1578
Sales: pfg.cs.amer@meas-spec.com

EUROPE

Measurement Specialties
(Europe), Ltd.
26 Rue des Dames
78340 Les Clayes-sous-Bois, France
Tel: +33 (0) 130 79 33 00
Fax: +33 (0) 134 81 03 59
Sales: pfg.cs.emea@meas-spec.com

ASIA

Measurement Specialties
(China), Ltd.
No. 26 Langshan Road
Shenzhen High-Tech Park (North)
Nanshan District, Shenzhen 518107
China
Tel: +86 755 3330 5088
Fax: +86 755 3330 5099
Sales: pfg.cs.asia@meas-spec.com

The information in this sheet has been carefully reviewed and is believed to be accurate; however, no responsibility is assumed for inaccuracies. Furthermore, this information does not convey to the purchaser of such devices any license under the patent rights to the manufacturer. Measurement Specialties, Inc. reserves the right to make changes without further notice to any product herein. Measurement Specialties, Inc. makes no warranty, representation or guarantee regarding the suitability of its product for any particular purpose, nor does Measurement Specialties, Inc. assume any liability arising out of the application or use of any product or circuit and specifically disclaims any and all liability, including without limitation consequential or incidental damages. Typical parameters can and do vary in different applications. All operating parameters must be validated for each customer application by customer's technical experts. Measurement Specialties, Inc. does not convey any license under its patent rights nor the rights of others.